

# HOW TO PRINT YOUR POSTERS FOR THE LIGHT BOXES

Our eight (8) back-lit poster cases line the hallway, leading from the lobby to both auditoriums. Please share these specs with your printing vendor and contact the Venue Team if there are any questions.

## QUANTITY:

- You will have access to all the poster cases. Displays may be shared if there are two events.
- Contact [venue@sva.edu](mailto:venue@sva.edu) to confirm the number of available poster cases.

## PRINT SIZE:

- 36" w x 48" h
- The paper itself must measure exactly 36" w x 48" h or it will not fit in the poster cases.
- We do not allow posters to be adhered to the cases.

## POSTER MATERIAL:

Please consult with your printing vendor to determine the material that best suits your needs and budget.

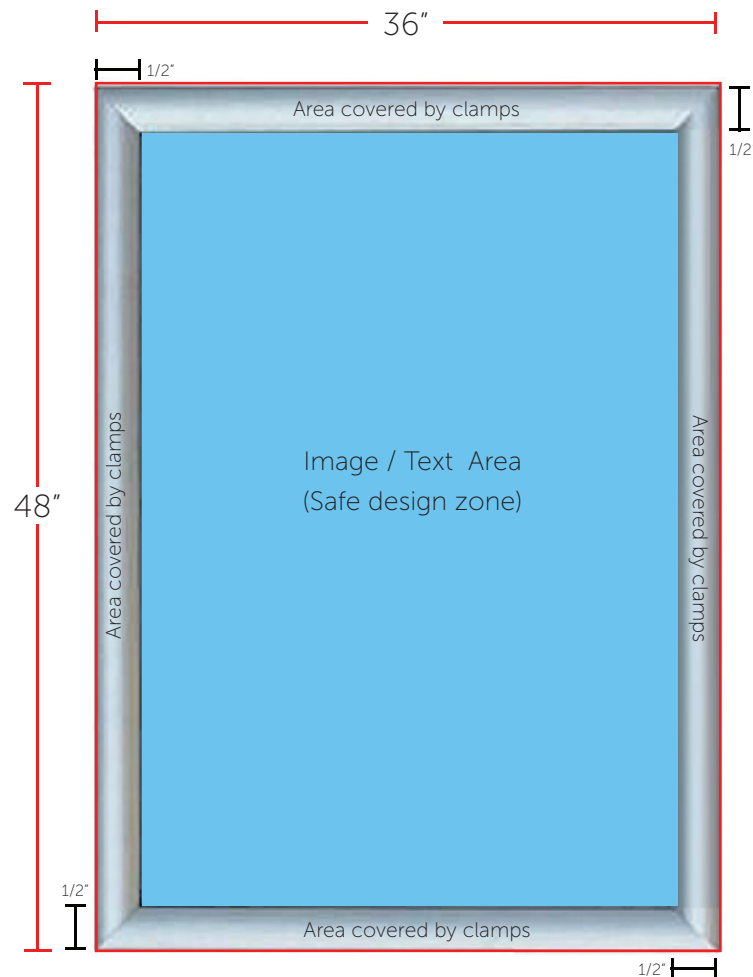
**Do not mount your prints or use heavy cardstock, as they will not fit properly.** We usually recommend:

- Duratrans
- Poster paper
- Photography paper

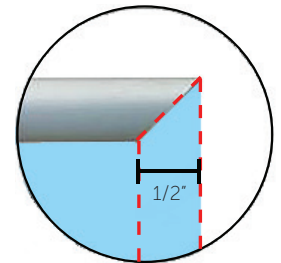
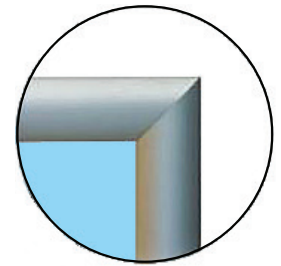
## RESTROOM POSTER:

- There is one additional poster case by our restrooms, which measures 27" w x 40" h


**Please contact [venue@sva.edu](mailto:venue@sva.edu) with any questions.**




- Total Printed Area: 48" h x 36" w
- Image / Text Area: 47" h x 35" w
- Area covered by clamps: 1/2 inch on all 4 sides



■ Area covered by clamps



Actual image of the poster case



Poster cases in the lobby and hallway